


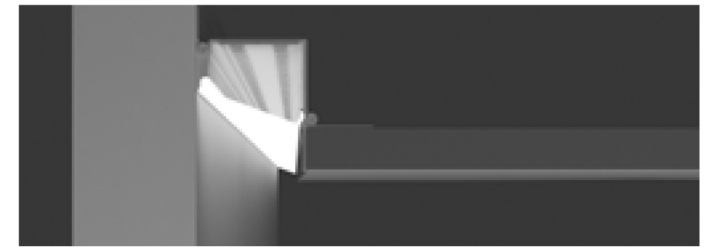
Wall-washing Lighting

Wall-washing lighting on the ceiling and floor, the light outlines the edge of space, create wonderful atmosphere. With invisible design, providing lighting effect without seeing the luminaire.



LR3440 NEW

- Apply to the edge of ceiling to achieve the lighting effect of washing walls
- Embedded design, integrated with architecture
- AL6063-T5 aluminum profile with high-quality surface treatment



Basic Parameters

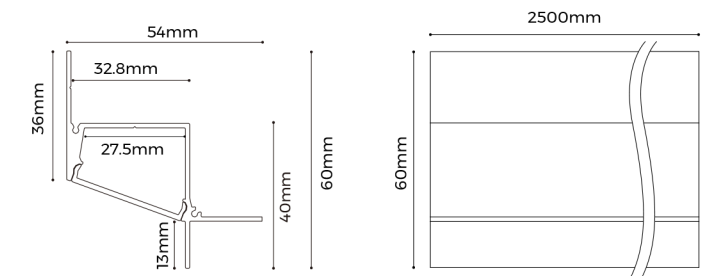
Profile material	AL6063-T5
Surface processing	Anodizing
Diffuser material	PC
Transmittance	>85%

Profile Components

ProfileX1	L2500XW54XH60mm	
DiffuserX1	L2500XW32.8XH5.1mm	
End capX2	EC-LR3440FSS L38XW27XH2mm	

Installation Accessories

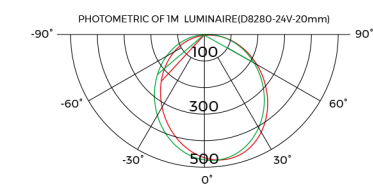
Screw	CL-01 M3.5X40mm	
-------	--------------------	--



Lighting Source

Flexible Strip ^①							
Model	CRI	Lumens ^②	Voltage	Typ.power	Size	LEDs/meter	Cutting unit
D8280-24V-20mm	>80 >95	2700LM/M 2300LM/M	24V	20W/M	2500x20x1.5mm	280LEDs	50mm/14LEDs

- ① Recommended light source, to ensure the best heat dissipation / lighting effect / life span.
② The luminous flux is the testing result of 4000K product.



Ordering Code

Category	Series	Section Size	Diffuser Shape	Diffuser Nature	Carrier Style	Profile Color	End Cap Style	Length	Package	Label Type	
ALS	Wall-washing Lighting	LR 3440	Flat	F	Diffuser D	No carrier X	Silver S	Holeless end cap S	2500	COLORS Whole B	COLORS C Customized S
ALS		LR 3440	F	D	X	S	S	2500	B	C	

Ordering profile components